

Second printing / Tweede druk 2019

Copyright ©2019 Herbert Verhey

All rights reserved. This book or any portion thereof  
may not be reproduced or used in any manner whatsoever  
without the express written permission of the publisher  
except for the use of brief quotations in a book review.  
For permissions please contact: [herbert@verhey.com](mailto:herbert@verhey.com)

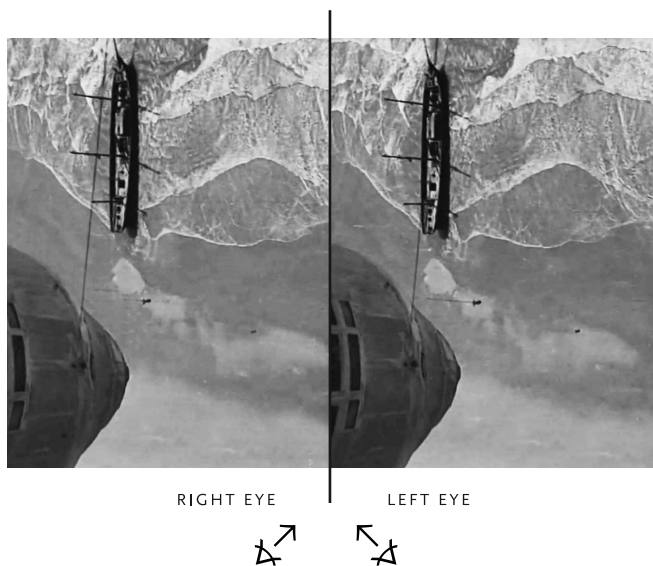
Alle rechten voorbehouden. Niets uit deze uitgave mag worden  
verveelvoudigd, opgeslagen in een geautomatiseerd gegevensbestand,  
of openbaar gemaakt, in enige vorm of op enige wijze, hetzij  
elektronisch, mechanisch, door fotokopieën, opnamen, of enige andere  
manier, zonder voorafgaande toestemming van de auteur.  
Voor overname kunt u zich wenden tot: [herbert@verhey.com](mailto:herbert@verhey.com)

ISBN 978 94 0219 4456

[www.bravenewbooks.nl](http://www.bravenewbooks.nl)

# ZEPPELINS IN 3D

NEW STEREOPHOTOGRAPHS OF THE GRAF ZEPPELIN AND HINDENBURG



Picture: Looking down from the forward hull of the Graf Zeppelin (control cabin to the left) during a trip to Rio de Janeiro (1932).

## Stereo Extractions

There is a method for producing stereo-pairs *a posteriori*, without a camera, by using two-dimensional source material such as photo-series and videos. Experiments with this technique ("stereo extractions," as developed by the author) have resulted in a 3D portrait extracted from a series of glass negatives (Tortuca 5:53)\* and a series of stereophotographs extracted from a movie by combining stills of sections where the camera was filming sideways from a moving car (Tortuca 7:23-35)\*.

The stereographs for "Zeppelins in 3D" have been made with this technique and are the result of skimming through many hours of videos, looking for interesting scenes that have the right camera-movement to extract stereo-pairs. These stereo images have further been arranged for parallax viewing to prevent the need for a stereoviewer (see page 7 for instructions).

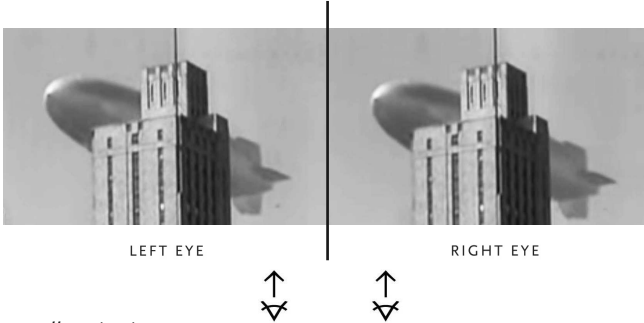
The 3D images presented in this book are unique, and add a whole new opportunity to experience some of the historic Zeppelin era in 3D, with impressions that were up so far only viewable in 2D.

\*Tortuca, magazine for art and literature, Rotterdam (the Netherlands) 1996-2017.

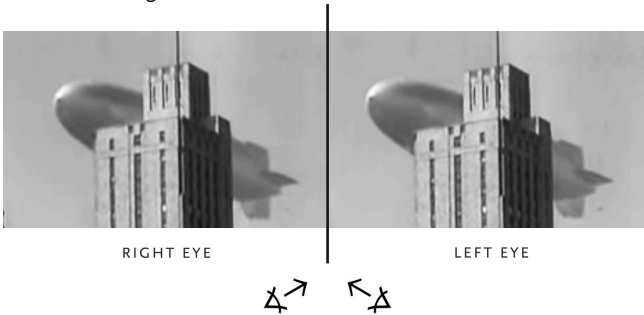
## Viewing the stereo pairs

There are many ways to view stereo-pairs with instruments such as stereo-viewers and glasses, but there are also ways to view 3D images without an instrument, such as parallel- and parallax viewing. The easiest of these is parallax viewing, or cross eye-viewing. All stereo-pairs in this book are made for this cross-eye viewing. See for instructions on page 7.

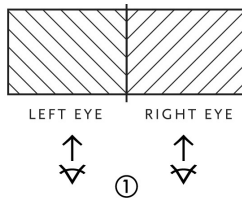
### *Parallel viewing*



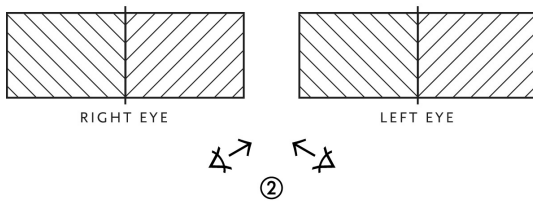
### *Parallax viewing*



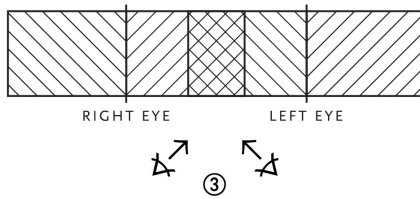
## Instructions for parallax viewing



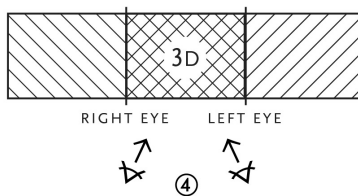
Hold the book on its side at arms length, look at the stereopair.



Now extreme cross eye until you see a double set.



Slowly ease cross eye, the double images begin to overlap.



Keep easing cross eye until you see three images.

Then slowly focus to sharpen the centre image.

You will now see the stereo-pair in 3D.

•  
80  
•